























Smart E+ 210-240-300



	Code	Quant.	Photo	Description	De --- A ---	Remarque
8A	A1002038	1		T-stat 0-80°C cap1500 bulb6 TU-L-DT	1/1/2016-	
1	497B5010	1		Calotte supérieure Smart STD 100-240		
13	A1002122	1		Support câblé Smart E, 600 hard_j V15	1/1/2016-	
2	497B0006	1		Plonge PVCc 19,5x1000 perç.lat.	1/7/2014-	SLE Plus 210
2	497B0027	1		Plonge PVCc 19,5x1280 perç.lat.		SLE Plus 240
2	497B0028	1		Plonge PVCc 19,5x1540 perç.lat.	1/7/2014-	SLE Plus 300
3	39438046	1		Doigt de gant inox 1/2x950		SLE Plus 210
3	39438047	1		Doigt de gant inox 1/2x1200		SLE Plus 240
3	39438047	1		Doigt de gant inox 1/2x1200		SLE Plus 300
4	63438001	1		Doigt de gant laiton 1/2x100 3 bulbes		
5	497b5015	1		Calotte inférieure Smart 100 -> 240 V07		
6	55445006	1		Purgeur air man.1/2		

7	24614152	1	 Support câblé Smart E, 600 hard_j - >A1002122	-1/1/2016	
8	54442045	1	 T-stat 0-90°C cap1500 bulb6 TU-L-DT	-1/1/2016	
9	54764021	1	 Bouton rotatif thermostat-trait blanc		
10	54764020	1	 T-stat+reset 90°C cap900 bulb6 TS-RM-DT		
11	54763020	1	 Thermomètre 0-120°C Dp:52 SmartLine	1/7/2012-	
12	497B4001	1	 Support logo SMART Line 100-240-320		
99	54764032	0	 T-stat 0-85°C+110°C safety 3ph.	1/11/2012-	for 10800081-4 heating elements